

Multi-Asset Portfolio

January 1, 2002 to December 31, 2011

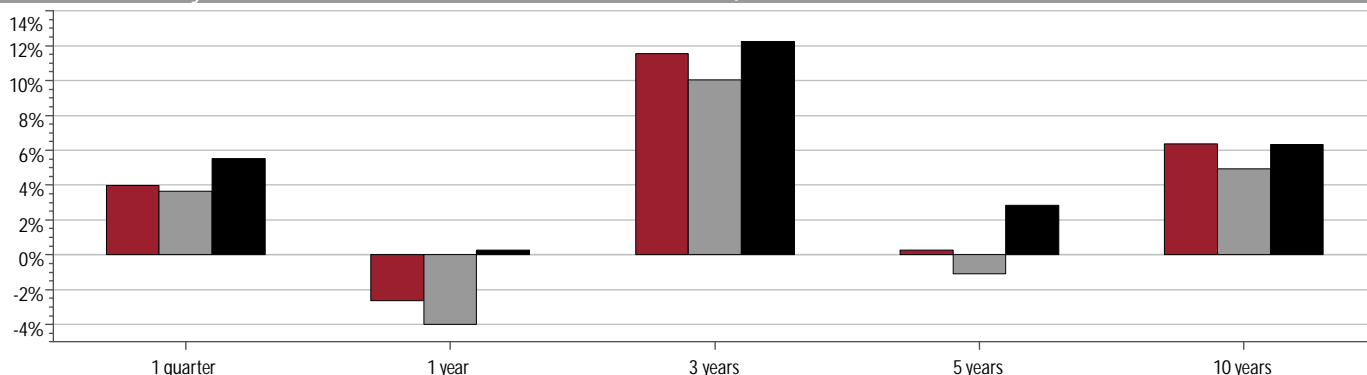
Sub-Adviser Information

| | |
|--|-----------------------------|
| UBS Global Asset Management Trust Company Chicago, IL | |
| Sub-Adviser WTFSC Start Date: | 5/2004 |
| Strategy: | Global Asset Allocation |
| Cusip: | 90263X852 |
| Vehicle Type: | Collective Investment Trust |
| Total Expense Ratio: | 0.04% |
| Gross Expense Ratio: | 0.04% |
| Benchmark: | Dow Jones Moderate Global |

Top Holdings as of December 31, 2011

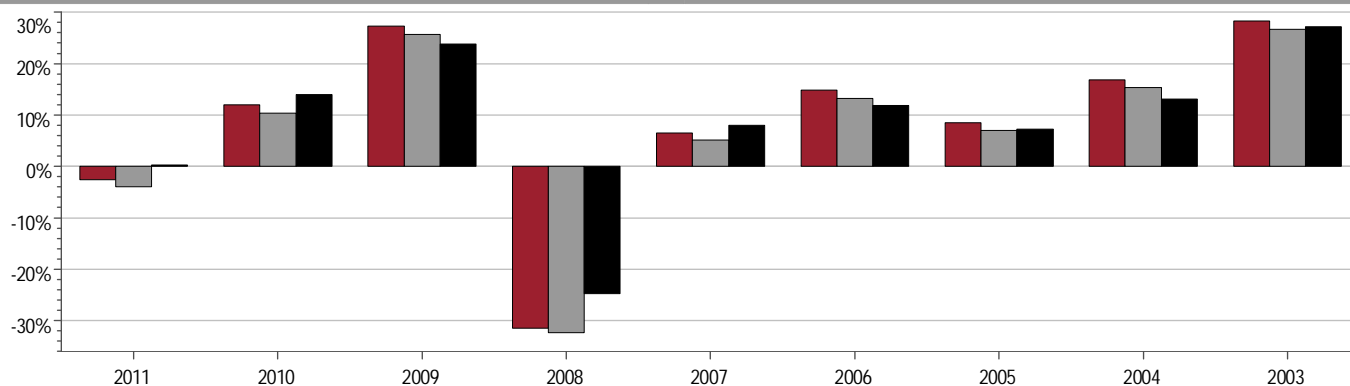
| | |
|------------------------------------|-------|
| Kingdom Of Spain 1/31/37 | 1.49% |
| Republic Of Italy 2/1/37 | 1.42% |
| Apple Inc | 1.06% |
| UK Treasury Gilt 9/7/21 | 1.06% |
| Bundesrepub Deutschland 7/4/21 | 1.02% |
| Bundesobligation 4/11/14 | 0.81% |
| Bundesrepublik Deutschland 6/15/12 | 0.73% |
| Visa Inc | 0.55% |
| Novartis AG | 0.54% |
| UK Treasury 9/7/16 | 0.52% |

Performance: January 1, 2002 to December 31, 2011 (not annualized if less than 1 year)



| | 1 Quarter* | YTD* | 1 Year | 3 Years | 5 Years | 10 Years |
|-------------------------------|------------|--------|--------|---------|---------|----------|
| Multi-Asset Portfolio (Gross) | 3.99% | -2.61% | -2.61% | 11.55% | 0.27% | 6.36% |
| Multi-Asset Portfolio (Net) | 3.63% | -3.98% | -3.98% | 10.03% | -1.10% | 4.93% |
| Dow Jones Moderate Global | 5.50% | 0.28% | 0.28% | 12.26% | 2.83% | 6.32% |

Calendar Year Returns: 2003-2011



| | 2011 | 2010 | 2009 | 2008 | 2007 | 2006 | 2005 | 2004 | 2003 |
|-------------------------------|--------|--------|--------|---------|-------|--------|-------|--------|--------|
| Multi-Asset Portfolio (Gross) | -2.61% | 11.94% | 27.32% | -31.45% | 6.54% | 14.79% | 8.48% | 16.85% | 28.26% |
| Multi-Asset Portfolio (Net) | -3.98% | 10.40% | 25.66% | -32.39% | 5.09% | 13.22% | 6.99% | 15.37% | 26.62% |
| Dow Jones Moderate Global | 0.28% | 13.95% | 23.79% | -24.74% | 8.02% | 11.91% | 7.25% | 13.15% | 27.18% |

■ Multi-Asset Portfolio (Gross) ■ Multi-Asset Portfolio (Net) ■ Dow Jones Moderate Global



Trustee
Wilmington Trust Fiduciary Services Company
34 Exchange Place, Plaza 3 Suite 803
Jersey City, NJ 07311-1112
800.458.9269

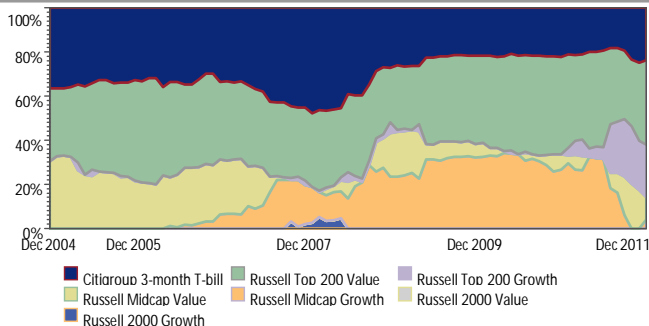
To learn more about
Wilmington Trust Fiduciary Services Company
Call us at: 602.296.1999
collectivefunds@wtris.com



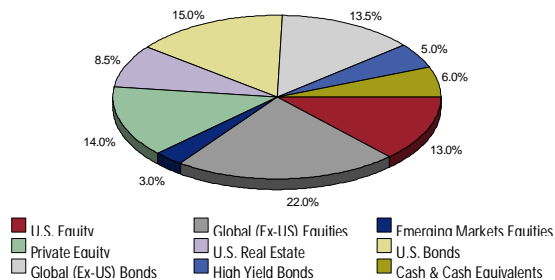
Multi-Asset Portfolio

January 1, 2002 to December 31, 2011

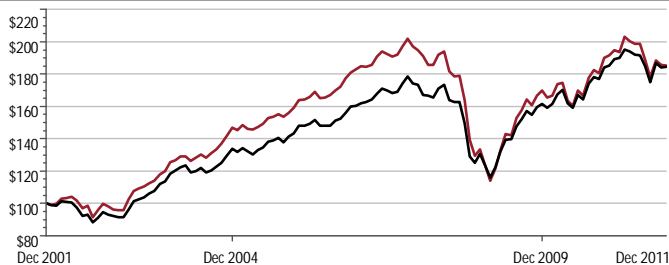
Portfolio Characteristics as of December 31, 2011



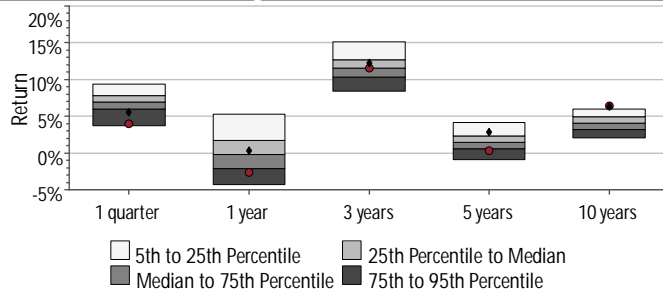
Asset Allocation as of December 31, 2011



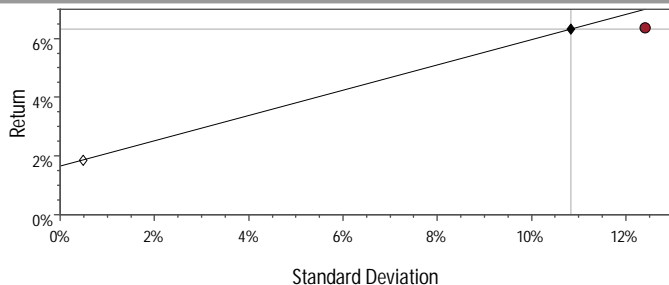
Sub-Adviser Performance



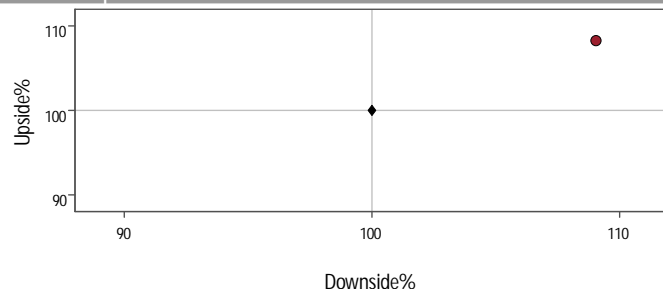
Sub-Adviser vs. Morningstar Moderate Allocation



10 Year Risk / Return



10 Year Upside / Downside



Benchmark Relative Metrics

| | 1 Year | | 3 Years | | 5 Years | | 10 Years | |
|--------------------|-----------|-----------|-----------|-----------|-----------|-----------|-----------|-----------|
| | Portfolio | Benchmark | Portfolio | Benchmark | Portfolio | Benchmark | Portfolio | Benchmark |
| R-Square (%) | 91.72 | - | 97.01 | - | 95.41 | - | 93.97 | - |
| Standard Deviation | 11.72 | 10.53 | 15.41 | 12.47 | 15.52 | 13.20 | 12.41 | 10.84 |
| Sharpe Ratio | -0.23 | 0.02 | 0.74 | 0.97 | -0.07 | 0.11 | 0.36 | 0.41 |
| Alpha (%) | -2.81 | - | -2.86 | - | -2.51 | - | -0.31 | - |
| Beta | 1.07 | - | 1.22 | - | 1.15 | - | 1.11 | - |
| Excess Return | -2.89 | - | -0.71 | - | -2.56 | - | 0.04 | - |
| Tracking Error (%) | 3.44 | - | 3.79 | - | 3.86 | - | 3.27 | - |
| Information Ratio | -0.84 | - | -0.19 | - | -0.66 | - | 0.01 | - |
| Up Capture (%) | 95.27 | - | 115.04 | - | 108.72 | - | 108.27 | - |
| Down Capture (%) | 117.61 | - | 123.60 | - | 119.68 | - | 109.05 | - |
| Best Period (%) | 5.93 | 6.75 | 9.33 | 8.24 | 9.33 | 8.24 | 9.33 | 8.24 |
| Worst Period (%) | -5.69 | -5.36 | -7.87 | -6.22 | -14.88 | -13.63 | -14.88 | -13.63 |

● Multi-Asset Portfolio (Gross) ◆ Market Benchmark: Dow Jones Moderate Global — Capital Market Line

Please Review the Important Disclosures Located on the Last Page of this Document



Trustee
Wilmington Trust Fiduciary Services Company
34 Exchange Place, Plaza 3 Suite 803
Jersey City, NJ 07311-1112
800.458.9269

To learn more about
Wilmington Trust Fiduciary Services Company
Call us at: 602.296.1999
collectivefunds@wtr.com



Multi-Asset Portfolio

Product Information

Portfolio Objective

To generate a total return in excess of the benchmark (i.e., the Dow Jones Moderate Global Portfolio Index) over a full market cycle.

Investment Philosophy

UBS Global Asset Management manages the Fund by following an asset allocation strategy utilizing a wide variety of investments in the world capital markets and by periodically increasing or decreasing its investments in each market sector based primarily upon ongoing fundamental, value-based analysis. The asset allocation mix for the Fund is determined in light of current economic conditions and investment opportunities. While investment decisions are based primarily on price/value discrepancies as identified by its fundamental valuation process, under certain circumstances UBS Global Asset Management may utilize strategies with different principal investment approaches to manage the Fund's overall risk-return exposures.

Investment Process

The Portfolio is expected to be invested solely in units of the UBS Multi-Asset Portfolio Collective Fund (the "Fund") of the UBS (US) Group Trust. UBS Global Asset Management Trust Company serves as Trustee to the UBS (US) Group Trust and has been retained by its affiliate, UBS Global Asset Management Trust Company, to act as investment Portfolio sub-adviser for the Fund.

The Fund follows an asset allocation strategy utilizing a wide variety of investments in the world capital markets and by periodically increasing or decreasing its investments in each market sector based primarily upon ongoing fundamental, value-based analysis. The Portfolio Adviser seeks out price/intrinsic value discrepancies across capital markets (at the asset class, country and currency levels) and within capital markets (through sector, sub-sector and individual security selection). The Fund is monitored and rebalanced with both risk and return considerations in mind. The Portfolio Adviser's value estimates and investment decisions are based on comprehensive analysis of forward-looking investment fundamentals, drawing on the collective judgment of its global investment teams.

The asset class ranges for the Fund are generally expected to be as follows:

- US equities: 2 - 62%
- Non-US equities: 0 - 50%
- Emerging markets equities: 0 - 13%
- Private equities: 2 - 8%

The Fund will invest primarily in equity, debt and money market instruments traded on recognized exchanges or over-the-counter markets located in developed and emerging markets. The Fund may also invest in private equities (including venture capital, mezzanine and leveraged buyout investments), private placements and real estate. For operational and risk management purposes, the Fund may invest in short-term fixed income securities denominated in any currency within the benchmark. Additionally, the Fund may buy or sell forward currency contracts, swaps, futures and options relating to currencies in order to manage the Fund's currency exposure whenever the Portfolio Adviser perceives opportunities to enhance the return or reduce the risk of the Fund. The Fund may also buy and sell futures and options contracts and enter into swap transactions to hedge the Fund's investments against price fluctuations, to quickly and efficiently implement strategy changes and to equitize cash and cash equivalents held in the Fund. In lieu of holding any investments directly, the Fund typically obtains investment exposure through a combination of investments in the UBS Global Asset Management Trust Company Collective Funds under the UBS (US) Group Trust and the UBS Relationship Funds. The Fund may also invest in pooled funds managed by unaffiliated advisers.

Special Considerations

UBS Global Asset Management manages the Fund by following an asset allocation strategy utilizing a wide variety of investments in the world capital markets and by periodically increasing or decreasing its investments in each market sector based primarily upon ongoing fundamental, value-based analysis. The asset allocation mix for the Fund is determined in light of current economic conditions and investment opportunities. While investment decisions are based primarily on price/value discrepancies as identified by its fundamental valuation process, under certain circumstances UBS Global Asset Management may utilize strategies with different principal investment approaches to manage the Fund's overall risk-return exposures.

Additional Information

The descriptions and disclosures contained in this profile are that of the Fund. All returns shown are time-weighted and include the reinvestment of income. Because the Portfolio was not established until 5/01/04, gross returns shown for the period prior to that date reflect the performance (less commissions on securities transactions but not of investment management or other fees) of a composite of accounts managed by the Portfolio Adviser using an investment management style similar to the one used in the Portfolio. This information has been provided to Wilmington Trust Fiduciary Services Company by the Portfolio Adviser. It is believed accurate but has not been independently verified by Wilmington Trust Fiduciary Services Company. Gross returns shown for the period after 5/01/04 reflect performance without the deduction of Wilmington Trust Fiduciary Services Company fees for investment management and trust services.

Net returns shown reflect the quarterly deduction from gross returns of fees paid to Wilmington Trust Fiduciary Services Company on equity Portfolios by all Wilmington Trust Fiduciary Services Company clients during the applicable period. Fees charged to any particular account may vary and an account may have paid more or less than the amount used to reduce the gross returns, therefore, this representation of performance is not intended to reflect the actual performance an account would experience. The deduction of fees and the compounding effect of such deductions over time will reduce an account's performance on a cumulative basis as will timing and other individual account factors. An account that paid the highest fee payable for this Portfolio would have experienced a return of 8.43% for 3 years, -2.55% for 5 years, and 3.38% for 10 years. Contact your Financial Advisor for information about the Wilmington Trust Fiduciary Services Company fees.

The UBS Global Asset Management Multiple Market Index is comprised of a broad range of securities markets, including emerging markets, high yield bonds, real estate and private markets that is constructed by the Portfolio Adviser to represent a well-diversified global investment portfolio. The blended Index is provided by UBS Global Asset Management.

The Dow Jones Moderate Global Portfolio Index is the benchmark against which the Portfolio's performance is measured. The objective of the index is to measure a total portfolio of global stocks, bonds and cash. The Dow Jones Global Moderate Portfolio Index tracks three Composite Major Asset Classes (CMAC) - stocks, bonds and cash. The weightings among stocks, bonds and cash are rebalanced monthly to reflect a risk profile that is set at the start of the month based on the current risk level of the stock CMAC. The risk level of the Dow Jones Global Moderate Portfolio Index is assigned based on an efficient frontier reflecting an allocation of 60% stocks. The Dow Jones Moderate Global Portfolio Index is provided by Zephyr Associates. CME Group Index Services LLC is the owner of the trademarks, service marks, and copyrights related to its indexes.

The permissible investments for this Portfolio are set forth in the Portfolio Disclosure Document (PDD) under the Wilmington Trust Fiduciary Services Company Collective Investment Trust for Employee Benefit Plans (CIT). The PDD and the Declaration of Trust for the Wilmington Trust Fiduciary Services Company CIT govern the management of the Portfolio and should be read in conjunction with this Adviser Profile. For additional information, contact your Financial Advisor. The units of the Portfolio are not deposits or obligations of Wilmington Trust Fiduciary Services Company or any bank. The value of the Portfolio is not guaranteed by the Federal Deposit Insurance Corporation or by any other Governmental agency. The units are subject to investment risk, including possible loss of principal invested.



**WILMINGTON
TRUST**

Trustee
Wilmington Trust Fiduciary Services Company
34 Exchange Place, Plaza 3 Suite 803
Jersey City, NJ 07311-1112
800.458.9269

To learn more about
Wilmington Trust Fiduciary Services Company
Call us at: 602.296.1999
collectivefunds@wtr.com

